


1. Print this page with Page Scaling set to "None" in your print dialog box.
2. Measure the line below. It must be exactly 1 inch long to ensure the circles are scaled appropriately.



TIPS FOR ACCURACY

- + Use a ring you wear on the same finger you will be purchasing the new ring for.
- + Match the inside edge of the ring to the circle that's closest in size.
- + Size up if you don't get an exact match, or if you're considering a band wider than 5mm.



14.9 mm
Diameter



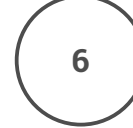
15.3 mm
Diameter



15.7 mm
Diameter



16.1 mm
Diameter



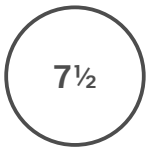
16.5 mm
Diameter




16.9 mm
Diameter



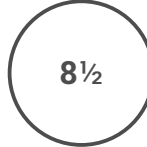
17.3 mm
Diameter



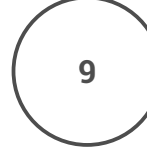
17.7 mm
Diameter



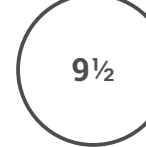
18.1 mm
Diameter



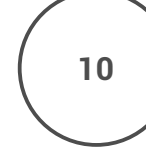
18.5 mm
Diameter



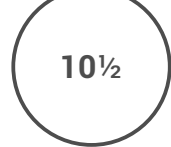
19.0 mm
Diameter




19.4 mm
Diameter




19.8 mm
Diameter



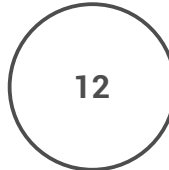
20.2 mm
Diameter



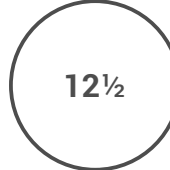
20.6 mm
Diameter



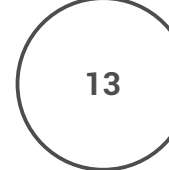
21.0 mm
Diameter



21.4 mm
Diameter



21.8 mm
Diameter



22.2 mm
Diameter